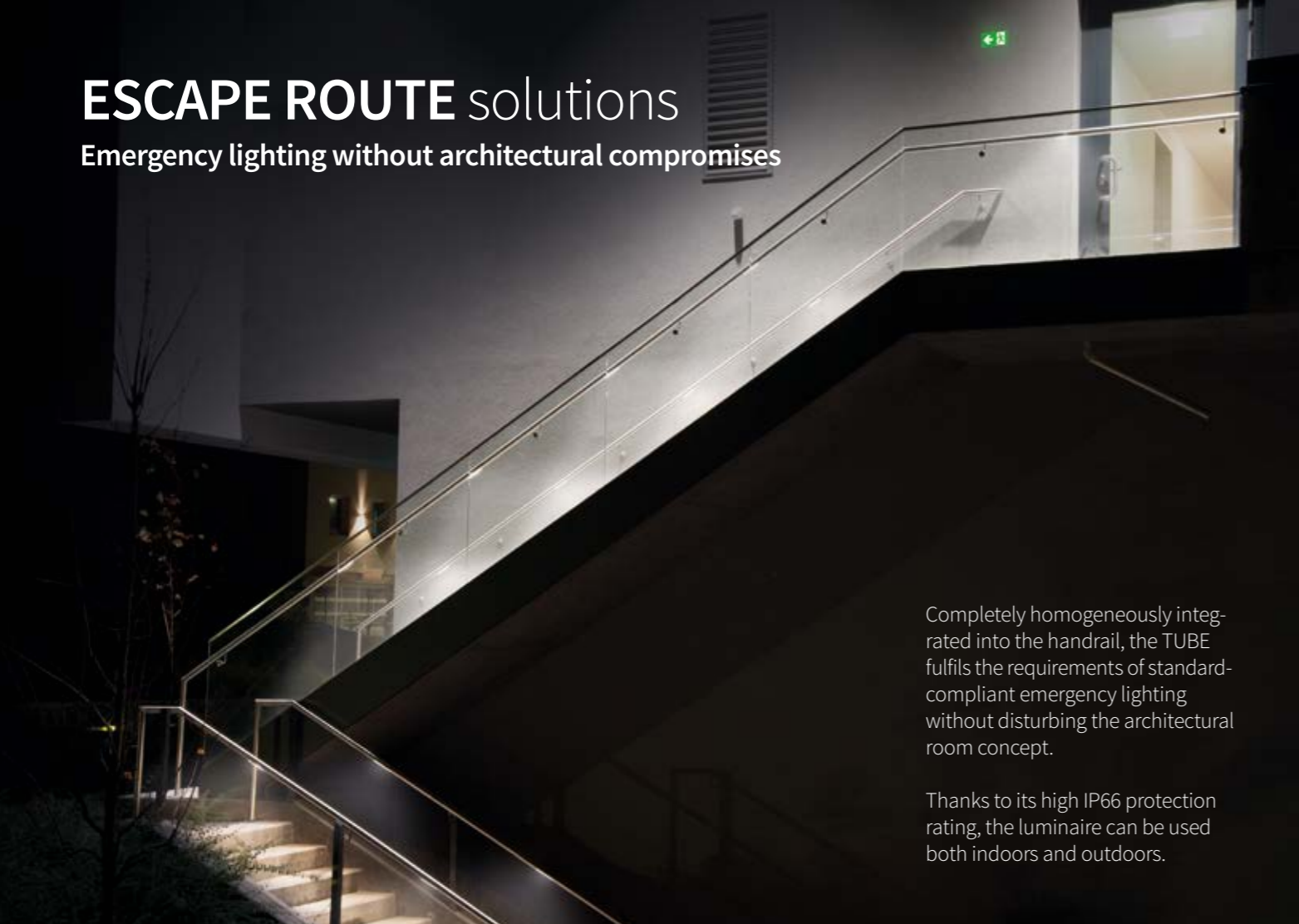




TUBE  
264

## ESCAPE ROUTE solutions

Emergency lighting without architectural compromises



Completely homogeneously integrated into the handrail, the TUBE fulfils the requirements of standard-compliant emergency lighting without disturbing the architectural room concept.

Thanks to its high IP66 protection rating, the luminaire can be used both indoors and outdoors.

## TUNNEL solutions

The robust luminaire for increased requirements

The TUBE-264 LED luminaire can also be used in road and railway tunnels.

The experience gained from many projects and test procedures in collaboration with renowned testing institutions confirm the durability of the TUBE-264 LED luminaire.



## INDIVIDUAL solutions

Where standard is not a solution




Are your visions unique and therefore require something unique? With the TUBE-264 LED luminaire, there are no limits in terms of materials, mounting options and light characteristics. The mounting options of the luminaire allow for easy installation in materials such as wood, plasterboard and metal.

The TUBE is available in different light colours and not only underlines the feel-good factor, but also accentuates the overall architectural appearance.



The discreet wall and ceiling-mounted housing makes the TUBE-264 even more versatile. For a harmonious overall concept, the housing is available in several colours.



The wide range of variants of the TUBE-264 LED luminaire makes it possible to realise almost all types of installation in surfaces and tubes. The different light characteristics enable special architectural accent lighting.

# Installation variants



Dimensional drawing Tube-264 Type „ME“ [mm]


Dimensional drawing Tube-264 Type „R“ [mm]

## Round profile



<b>Without light control</b>	9023093101
Tube-264-PLC24-1-R, 3000K	9023094101
Tube-264-PLC24-1-R, 4000K	9023093201
Tube-264-PLC24-2-R, 3000K	9023094201
Tube-264-PLC24-2-R, 4000K	
<b>Asymmetrical</b>	9023093103
Tube-264-PLC24-1-R, 3000K, asym.	9023094103
Tube-264-PLC24-1-R, 4000K, asym.	9023093203
Tube-264-PLC24-2-R, 3000K, asym.	9023094203
Tube-264-PLC24-2-R, 4000K, asym.	

## Cut-out dimension Click variant Type „R“ (Round profile)



Note material thickness of 2 mm  
Tube diameter Ø 38-76 mm


## Flush mounting



<b>Without light control</b>	9023093121
Tube-264-PLC24-1-ME, 3000K	9023094121
Tube-264-PLC24-1-ME, 4000K	9023093221
Tube-264-PLC24-2-ME, 3000K	9023094221
Tube-264-PLC24-2-ME, 4000K	
<b>Symmetrical</b>	9023093122
Tube-264-PLC24-1-ME, 3000K, sym.	9023094122
Tube-264-PLC24-1-ME, 4000K, sym.	9023093222
Tube-264-PLC24-2-ME, 3000K, sym.	9023094222
Tube-264-PLC24-2-ME, 4000K, sym.	
<b>Asymmetrical</b>	9023093123
Tube-264-PLC24-1-ME, 3000K, asym.	9023094123
Tube-264-PLC24-1-ME, 4000K, asym.	9023093223
Tube-264-PLC24-2-ME, 3000K, asym.	9023094223
Tube-264-PLC24-2-ME, 4000K, asym.	
<b>With reflector</b>	9023093125
Tube-264-PLC24-1-ME, 3000K, Reflector	9023094125
Tube-264-PLC24-1-ME, 4000K, Reflector	9023093225
Tube-264-PLC24-2-ME, 3000K, Reflector	9023094225
Tube-264-PLC24-2-ME, 4000K, Reflector	

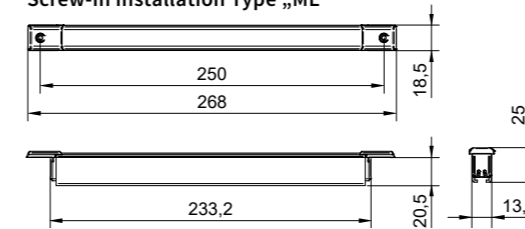
## Cut-out dimension Flush mounting screwable Type „ME“

For installation in solid materials (no hollow space behind) the cable routing and clamping must be taken into account.

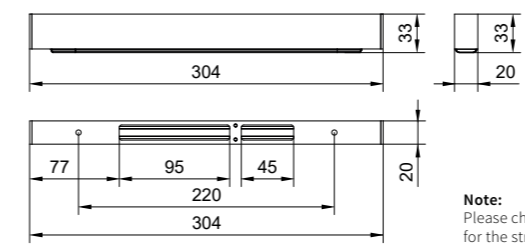


Cut-out dimension: 238 x 14 mm  
Cut-out depth: at least 18 mm

## Screw-in installation Type „ME“

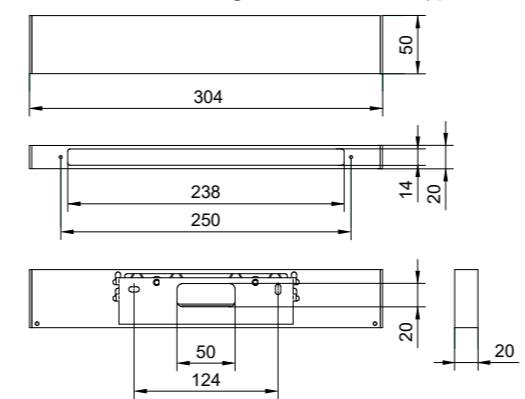


## Ceiling-mounted housing for screw variant Type „ME“

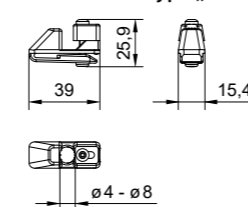


**Note:**  
Please check the cut-out dimensions for the strain relief!

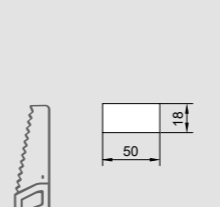
## Wall-mounted housing for screw variant Type „ME“



## Strain relief Type „ME“

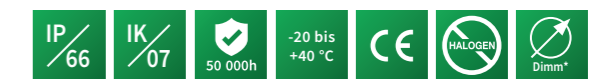



## Cut-out strain relief



\* only PLC24 dimmable

## Click installation



## Technical data

Housing:	Polycarbonate
Standard colour:	Transparent
Protection class:	IP66
Protection type:	IK07
Degree of protection:	PLC24
Supply types:	24 V DC +/-20%
Input voltage:	Highly energy-efficient LEDs
Light source:	1,1 W - 2,2 W
Rated power of light source:	3000, 4000 K
Light colour:	-20 °C to +40 °C
Temperature range:	68 g
Weight:	

## Accessories Type „ME“

Tube-264, pre-build dry wall element	9023000003
Tube-264, concrete mounting box	9023000004
Tube-264, cover box	9023000005
Tube-264-ME Ceiling-mounted housing	9023000007
Tube-264-ME Wall-mounted housing	9023000008
Strain relief for ceiling-mounted housing	9023000035

